

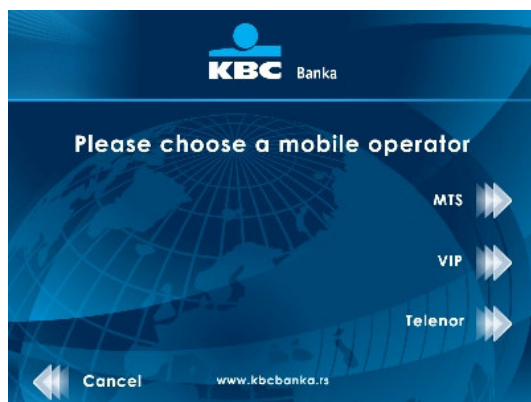
INSTRUCTION FOR RECHARGING OF PRE-PAID CREDIT ON KBC BANKA ATMs

Beside the cash withdrawal and receipt of account statement, we enabled all the users of any DinaCard payment card the service of recharging of prepaid credit on KBC Banka ATMs. This service is free of charge and available to users of all mobile operator networks in Serbia:

- Mobilna telefonija Srbije (MTS)
- VIP
- Telenor

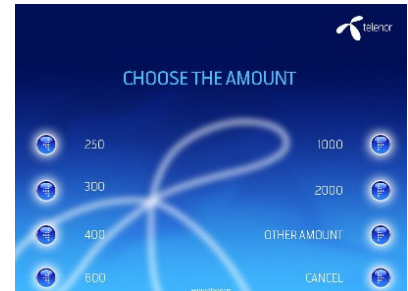
Recharging of pre-paid credit is executed in the following way:

1. Insert the card into the ATM reader, enter PIN code and select the transaction **Recharging of pre-paid credit**.




2. After you selected the transaction **Recharging of pre-paid credit**, the screen for selection of mobile operator will be displayed.

- After selection of mobile operator, the previously defined amounts of credit supplement will be displayed on the screen



As well as the possibility to select your supplement amount (option: other amount)*



* Minimum amount of pre-paid credit supplement is 200 RSD, while the maximum amount is 5,000 RSD per one transaction.

- After selection and entry of supplement amount, it is necessary to enter the mobile phone number you want to re-charge in the following format:

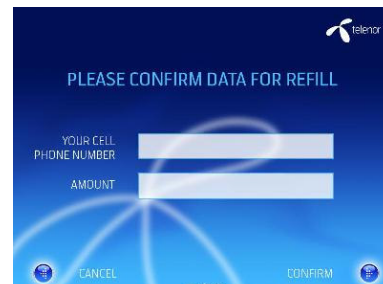
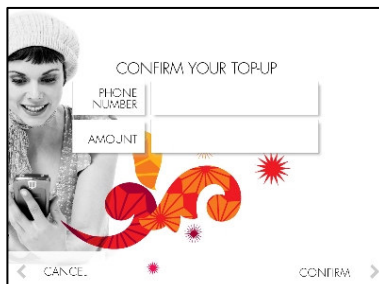
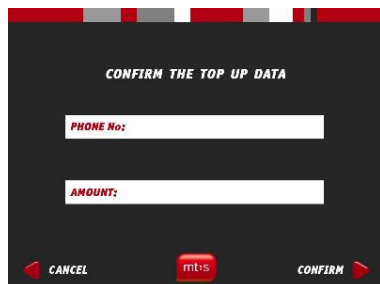
06xxxxxxx

(number is entered together with the positive number for mobile operator network, without space)



You have the possibility to cancel the transaction on each step, by selecting the button "CANCEL".

5. On the last step you need to confirm the entered data (phone number and supplement amount).



After confirmation of data your account will be debited, and the pre-paid number credit increased by the the supplement amount.

In case of cancellation of transaction due to some reason (disconnected telecommunication lines or insufficient account assets), the screen will display the notification on rejection of transaction and reason for rejection.

After successfully completed transaction, the user of recharged number will receive the SMS with data on the credit supplement, while the data on transaction and supplement are printed on the slip and the following screen is displayed:

