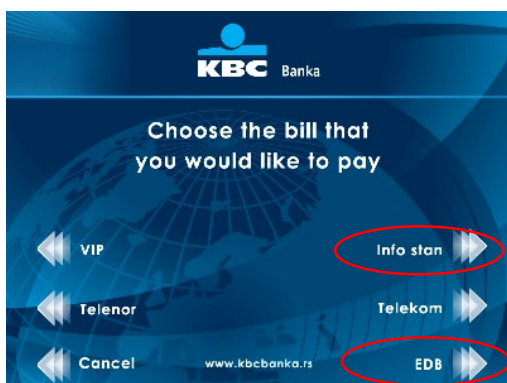
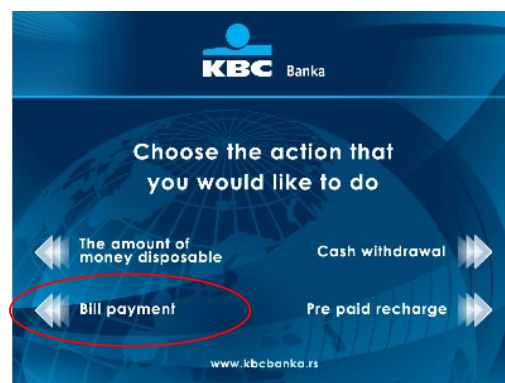


INSTRUCTION FOR PAYMENT OF BILLS VIA BAR CODE READERS ON KBC BANKA ATMs

If you are a user of any DinaCard payment card, beside the available services of cash withdrawal, checking of account balance and recharging of pre-paid credit on KBC Banka ATMs, you will now also be able to pay the residential maintenance (INFO stan) and electricity bills (EDB) free of charge via bar code readers.

Payment of bills via bar code readers is executed in the following way:

1. Insert card into ATM reader, select the language, enter PIN code and select the transaction Bill Payment.



2. After selecting the transaction **Bill Payment**, the screen will be displayed on which you select the bill you want to pay*.

* for the time being, payment can be executed only for the INFOSTAN and EDB bills.

3. After selecting the bill you want to pay, it is necessary to place the part of bill with printed bar code in front of the bar code reader.

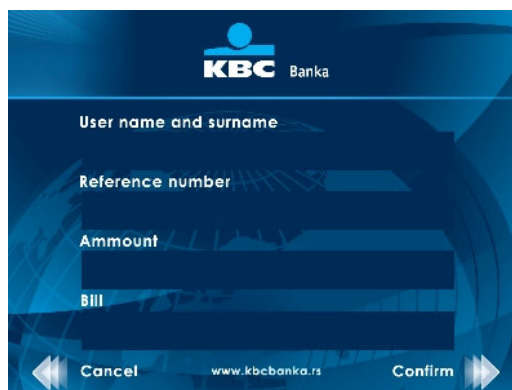
After successful reading of bar code from the bar code reader, you will hear a sound signal.



In case of payment of EDB bill, you need to enter the amount you want to pay, and in case of payment of INFOSTAN bill, the amount is read from the bar code reader.

4. The next step is verification of data (name and surname of card user, reference number, amount and number of account to which the payment is executed)* which is performed by pressing the button "Confirm", after which your account will be debited.

*On this step you have the possibility to cancel the transaction by selecting the button "Cancel"



If the transaction is rejected from any reason (disconnected telecommunication lines or insufficient account assets), the screen will display the notification on rejection of transaction and reason for the rejection.

After successfully completed transaction, the data on the executed payment are printed, and the following screen is displayed:

